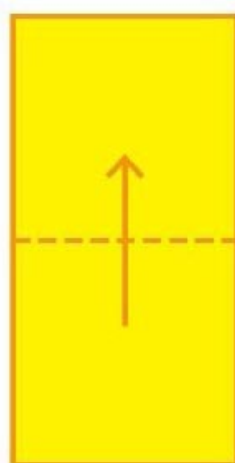
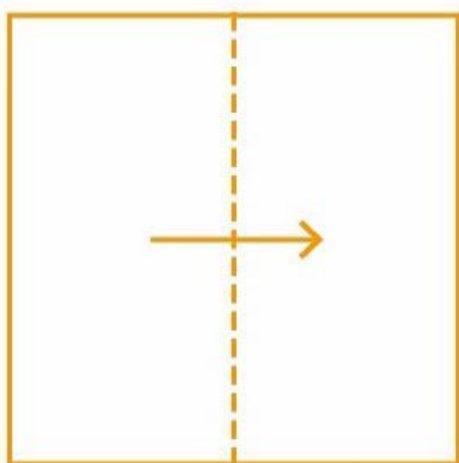

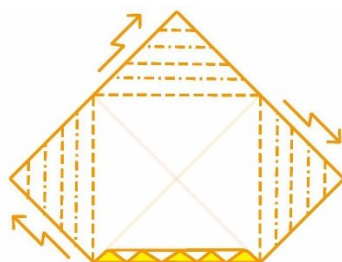


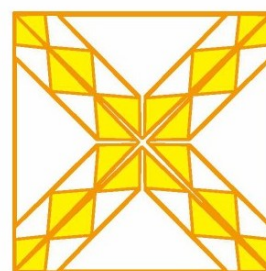
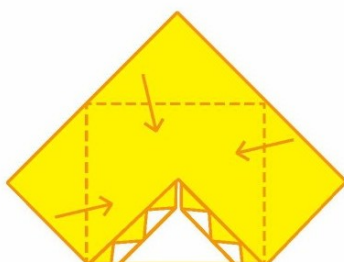

杯墊



- 1.沿谷線按箭頭方向對折。
- 2.沿谷線依箭頭方向對折，留下摺痕。



- 3.展開後沿谷線和峰線朝箭頭方向連折。
- 4.其餘三面用相同的折法。
- 5.如圖所示，翻轉。



- 6.沿谷線朝箭頭方向折疊。
- 7.其餘三面用相同的折法。
- 8.杯墊製作完成。